

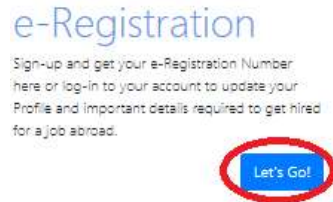
ACCOUNT RECOVERY

(Forgot password on POPS-BaM Account)

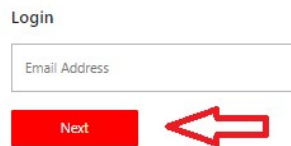
STEP 1: Go to <https://bit.ly/3y2skJC>
Or <https://onlineservices.dmw.gov.ph//OnlineServices/POEAOnline.aspx>



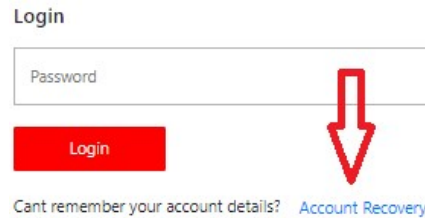
STEP 2: On e-Registration, click **LET'S GO**.



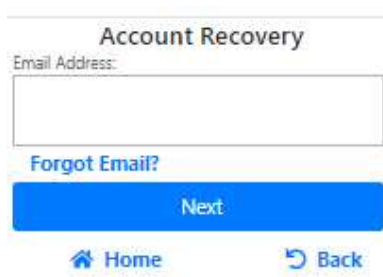
STEP 3: Click **NEXT**



STEP 4: Click **ACCOUNT RECOVERY**



STEP 5: Enter your **REGISTERED EMAIL** then click **NEXT**



STEP 6: Enter data needed then click **NEXT**.



STEP 7: **Check your email**, copy the **TEMPORARY PASSWORD**, then click "[Click Here](#)".



STEP 8: Set your desired password.

**Password should be alphanumeric and minimum of 8 characters (a combination of letters and numbers)*

